
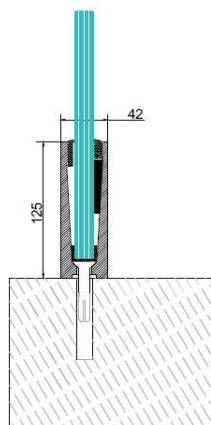
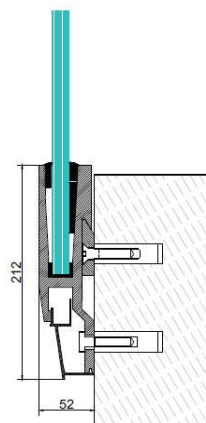


KRAUS RAILING LITE



Set Wandprofil

Art. Nr.	Oberfläche
RKL-Wand	Alu natur eloxiert A6/C0

Set Bodenprofil

Art. Nr.	Oberfläche
RKL-Boden	Alu natur eloxiert A6/C0

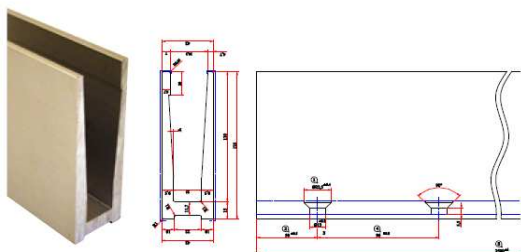
Karner
consulting
ZT-GmbH
für Bauwesen

Spezialisierung Glasbau

Perfektastraße 28
1230 Wien
+43 1 6679551
office@karner.co.at
www.karner.co.at



KRAUS RAILING LITE



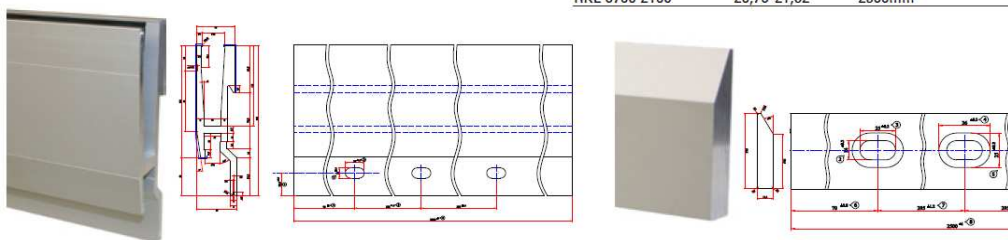
Aluminium

Art. Nr.	L
RKL 2000 0018	2500mm



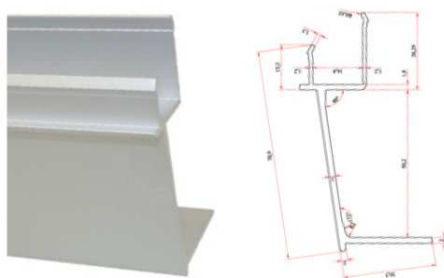
Gummi

Art. Nr.	G	L
RKL 8700 1300	12,76-13,52	2500mm
RKL 8700 1500	15	2500mm
RKL 8700 1700	16,76-17,52	2500mm
RKL 8700 1900	19	2500mm
RKL 8700 2100	20,76-21,52	2500mm



Aluminium

Art. Nr.	L
RKL 0500 0008	2500mm

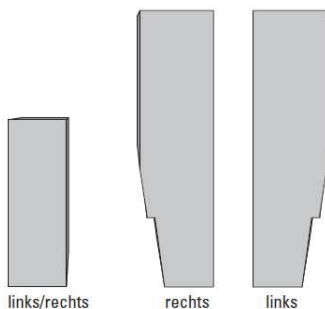


Aluminium

Art. Nr.	L
RKL 1500 0008	2500mm

Aluminium

Art. Nr.	L
RKL 1000 0008	2500mm



links/rechts

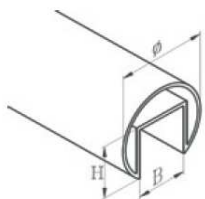
rechts

links

Kappen

Art. Nr.	Materialstärke
RKL 2000 K1	2mm
RKL 0500 Kli	2mm
RKL 0500 Kre	2mm

GELÄNDERNUTROHRE AUS EDELSTAHL



Ø 42,4 mm / L 5000 mm

Kraus Railing Lite (V2A)

Art.Nr.	B	H
RNR 0000 4202	24	24

Ø 48,3 mm / L 5000 mm

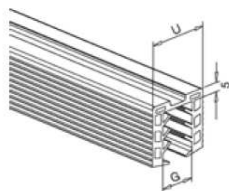
Kraus Railing Lite (V2A)

Art.Nr.	B	H
RNR 0000 4802	27	30

Ø 60,3 mm / L 5000 mm

Kraus Railing Lite (V2A)

Art.Nr.	B	H
RNR 0000 6002	34	34



Kunststoff-Profil

Ø 42,4 mm

Art.Nr.	U	G	L
RNG 0042 1000	24	8 - 11	5000 mm
RNG 0042 1200	24	11,5 - 13,5	5000 mm
RNG 0042 1700	24	16 - 17,5	5000 mm
RNG 0042 2100	24	20 - 21,5	5000 mm

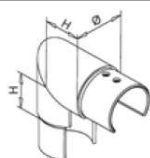
Ø 48,3 mm

Art.Nr.	U	G	L
RNG 0048 1000	27	8 - 11	5000 mm
RNG 0048 2100	27	20 - 21,5	5000 mm

Ø 60,3 mm

Art.Nr.	U	G	L
RNG 0060 1700	34	16 - 17,5	5000 mm

Nur zum Schutz des Glases, keine Klemmwirkung!



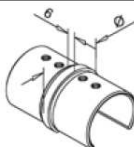
Kraus Railing Lite (V2A)

Art. Nr.	Ø	H
RNV 0000 4202	42,4 x 1,5	30
RNV 0000 4802	48,3 x 1,5	35



Kraus Railing Lite (V2A)

Art.Nr.	Ø	H
RNV 0500 4202	42,4 x 1,5	30
RNV 0500 4802	48,3 x 1,5	35



Kraus Railing Lite (V2A)

Art.Nr.	Ø
RVB 2000 4202	42,4 x 1,5
RVB 2000 4802	48,3 x 1,5



Kraus Railing Lite (V2A)

Art.Nr.	Ø
RNK 1500 4202	42,4 x 1,5
RNK 1500 4802	48,3 x 1,5